

Shanta Fixed Income Fund
Statement of Financial Position (Un-audited)
as at June 30, 2023

Particulars	Notes	Amount in Taka	Amount in Taka
		June 30, 2023	December 31, 2022
Assets			
Investment in securities -at market price	1.00	2,671,830	96,331,739
Investment in Gov. Securities	2.00	66,754,963	-
Accounts receivable	3.00	3,122,696	3,270,545
Advance and deposit	4.00	391,701	230,843
Cash and cash equivalent	5.00	237,326,992	34,087,868
Issue and Formation Expenses	6.00	1,354,403	1,485,427
Total Asset		311,622,586	135,406,422
Equity and Liabilities			
Equity			
Unit capital	7.00	306,623,520	130,606,870
Unit premium reserve	8.00	994,230	229,422
Dividend Equalization Fund		200,000	-
Retained earnings		1,662,584	3,156,103
Total Equity		309,480,334	133,992,395
Current liabilities	9.00	2,142,252	1,414,026
Total Liabilities		2,142,252	1,414,026
Total Equity and Liabilities		311,622,586	135,406,421
Net Asset Value (NAV) per unit			
At cost price	10.00	10.12	10.49
At market price	11.00	10.09	10.26



Head of Accounts
For and on behalf of SAML
Asset Manager of Shanta Fixed Income Fund



Chief Executive Officer
For and on behalf of SAML
Asset Manager of Shanta Fixed Income Fund

Dated: Dhaka
July 30, 2023

Shanta Fixed Income Fund
Statement of Profit or Loss and Other Comprehensive Income (Un-audited)
for the period from January 01, 2023 to June 30, 2023

Particulars	Notes	Amount in Taka	Amount in Taka	Amount in Taka	Amount in Taka
		From January 01, 2023 to June 30, 2023	From January 01, 2022 to June 30, 2022	from April 01, 2023 to June 30, 2023	from April 01, 2022 to June 30, 2022
Income					
Gain from sale of shares	12.00	(2,724,420)	171,284	(442,318)	(1,371,008)
Interest on bank deposits	13.00	3,998,489	864,551	3,363,053	310,757
Dividend income	14.00	122,595	1,487,578	119,680	1,328,378
SIP exit fee		499	-	499	-
Total income		1,397,163	2,523,413	3,040,915	268,126
Expenses					
Management fee		1,804,363	1,319,800	1,031,211	643,137
Trusteeship fee		224,411	94,833	168,695	52,437
Custodian fee		38,068	31,940	23,799	15,157
Annual fee		65,413	63,222	32,887	34,958
Audit fee		17,108	17,108	8,601	8,601
Amortization of Issue and Formation Expenses	6.00	131,025	131,025	65,874	65,874
Other operating expenses	15.00	204,249	301,916	52,004	64,164
Total expenses		2,484,637	1,959,844	1,383,072	884,329
Profit before provision		(1,087,474)	563,569	1,657,843	(616,203)
Write back of provision/(Provision) for marketable investment		2,330,580	1,135,013	847,673	4,974,359
Net profit after provision		1,243,105	1,698,582	2,505,517	4,358,156
Number of unit outstanding		30,662,352	12,610,465	30,662,352	12,610,465
Distributable profit		1,243,105	1,698,582	2,505,517	4,358,156
Earnings Per Unit		0.04	0.13	0.08	0.35



Head of Accounts
For and on behalf of SAML
Asset Manager of Shanta Fixed Income Fund



Chief Executive Officer
For and on behalf of SAML
Asset Manager of Shanta Fixed Income Fund


Dated: Dhaka
July 30, 2023


Shanta Fixed Income Fund
Statement of Changes in Equity (Un-audited)
for the period from January 01, 2023 to June 30, 2023

Particulars	Unit Capital	Unit premium reserve	Retained Earnings	Dividend Equalization Fund	Total Equity
Opening Balance	130,606,870	229,422	3,156,104	-	133,992,396
Unit Capital	176,016,650	-	-	-	176,016,650
Unit premium reserve	-	764,808	-	-	764,808
Retained earnings	-	-	1,243,105	-	1,243,105
Last year dividend	-	-	(2,612,137)	-	(2,612,137)
Last year adjustment	-	-	75,513	-	75,513
Dividend Equalization Fund	-	-	(200,000)	200,000	-
Closing Balance	306,623,520	994,230	1,662,584	200,000	309,480,334

for the period from January 01, 2022 to June 30, 2022

Particulars	Unit Capital	Unit premium reserve	Retained Earnings	Dividend Equalization Fund	Total Equity
Opening Balance	131,782,060	(11,711)	(614,158)	-	131,156,191
Unit Capital	(5,677,410)	-	-	-	(5,677,410)
Unit premium reserve	-	315,361	-	-	315,361
Retained earnings	-	-	1,698,582	-	1,698,582
Unrealized gain	-	-	3,066	-	3,066
Closing Balance	126,104,650	303,650	1,087,490	-	127,495,791



Head of Accounts
For and on behalf of SAML
Asset Manager of Shanta Fixed Income Fund



Chief Executive Officer
For and on behalf of SAML
Asset Manager of Shanta Fixed Income Fund

Dated: Dhaka
July 30, 2023

Shanta Fixed Income Fund
Statement of Cash Flows (Un-audited)
for the period from January 01, 2023 to June 30, 2023

Particulars	Amount in Taka	Amount in Taka
	From January 01, 2023 to June 30, 2023	From January 01, 2022 to June 30, 2022
Cash flow from operating activities		
Gain form sale of shares	(2,724,420)	(95,275)
Interest on bank deposits	1,030,307	(5,001,792)
Dividend income	3,227,138	1,601,948
SIP exit fee	499	-
Operating expenses	(1,796,702)	(2,760,375)
Net cash inflow/(outflow) from operating activities	(263,177)	(6,255,494)
Cash flow from investing activities		
Purchase of listed securities	-	(37,411,954)
Sale of listed securities	96,191,077	31,257,872
Investment in MF	-	266,560
Investment in T-bill	(36,705,302)	-
Investment in Bond	(30,050,100)	-
Deposit in Brokerage	-	(2,006,657)
IPO refund	7,979,850	35,834,210
IPO application	(8,180,000)	(36,430,000)
Net cash inflow/(outflow) from investing activities	29,235,525	(8,489,969)
Cash flow from financing activities		
Unit capital	176,016,650	(5,677,410)
Unit premium reserve	764,808	315,361
Dividend paid	(2,612,129)	-
Payable to investor	97,448	-
Net cash inflow/(outflow) from financing activities	174,266,777	(5,362,049)
Net cash flow increase/(decrease)	203,239,124	(20,107,512)
Cash equivalent at beginning of the period	34,087,868	46,152,417
Cash equivalent at end of the period	237,326,993	26,044,905
Net Operating Cash Flow Per Unit (NOCFPU)	(0.01)	(0.50)


Head of Accounts
For and on behalf of SAML
Asset Manager of Shanta Fixed Income Fund


Chief Executive Officer
For and on behalf of SAML
Asset Manager of Shanta Fixed Income Fund

Dated: Dhaka
July 30, 2023

Shanta Fixed Income Fund
Notes to financial statements (Un-audited)
As at and for the period from January 01, 2023 to June 30, 2023

	Amount in Taka June 30, 2023	Amount in Taka December 31, 2022
1.00 Investment in securities -at market price		
Equity shares (Note 1.01)	2,671,830	96,331,739
	2,671,830	96,331,739

1.01 Details of investments in equity shares is as follows:

Instrument	No of shares	Cost per unit	Total cost price (Tk)	Market price per unit	Total market price (Tk)
BEACONPHAR	10,500	312.42	3,280,458	245.00	2,572,500
MKFOOTWEAR	9,030	10.00	90,300	11.00	99,330
			3,370,758		2,671,830

2.00 Investment in Gov. Securities

2.01 182 days T-bills	Total cost
BD0918252232	36,705,302

2.02 05Y BGTB	Total cost	Total market
BD0928461054	30,050,100	30,049,661

	Amount in Taka June 30, 2023	Amount in Taka December 31, 2022
3.00 Accounts receivable		
Interest on Community Bank Bangladesh Ltd, FDR-0024423-6	704,197	60,514
Interest on IPDC Finance limited, FDR-31901-7	1,157,345	-
Interest on Community Bank Bangladesh Ltd, FDR-0024467-70	232,568	-
Interest on Exim Bank Limited, FDR-1173982-3	224,372	-
Interest on Exim Bank Limited, FDR-1250313-5	37,948	-
Interest on Dhaka Bank Limited, FDR-331904	62,856	-
Interest on T-Bills	500,095	-
Interest on 05Y BGTB	109,315	-
Dividend receivable	-	3,029,031
Receivable from investors	94,000	181,000
Total	3,122,696	3,270,545

4.00 Advance and deposit

Advance payment of Annual fee to BSEC	66,497	131,910
Advance Trustee fee	325,204	98,933
	391,701	230,843

5.00 Cash and cash equivalent

SND Account with		
The City Bank Limited, Gulshan branch	2,426,558	1,118,491
The City Bank Limited, Gulshan branch (subscription)	7,573,081	2,494,025
Community Bank Bangladesh Limited, Gulshan branch	17,124,336	20,221,025
Community Bank Bangladesh Limited, Gulshan branch DIV 2022	34,069	
BRAC Bank, Mirpur branch (SIP)	168,948	124,892
Standard Chartered Bank, Gulshan branch (SIP)	-	129,435
FDR Account with		
Community Bank Bangladesh Limited, FDR-0024423-6	38,000,000	-
IPDC Finance Limited, FDR-31901-7	62,000,000	-
Community Bank Bangladesh Limited, FDR-0024467-70	30,000,000	-
Export Import Bank of Bangladesh Limited, FDR-1173982-3	10,000,000	10,000,000
Export Import Bank of Bangladesh Limited, FDR-1250313-5	20,000,000	
Dhaka Bank Ltd, FDR-331904	50,000,000	
Total	237,326,992	34,087,868



	Amount in Taka June 30, 2023	Amount in Taka December 31, 2022
6.00 Issue and Formation Expenses		
Opening Balance	1,849,545	1,849,545
Less: Amortization of Issue and Formation Expenses (6.1)	495,142	364,118
Closing Balance	1,354,403	1,485,427
6.01 Amortization of Issue and Formation Expenses		
Opening Balance	364,118	99,897
Add: Amortization During the period	131,025	264,221
Accumulated amortization	495,142	364,118
7.00 Unit capital		
Opening balance	130,606,870	131,782,060
Unit sold during the year	199,064,260	27,728,000
Less: unit surrender by holder	23,047,610	28,903,190
Closing Balance	306,623,520	130,606,870
The unit capital represents 30,662,352 number of units of Tk 10 each in circulation with premium.		
8.00 Unit premium reserve		
Opening balance	229,422	(11,710.99)
Premium on sales of unit	790,920	(305,703)
Less: adjustment for unit surrender	26,113	(546,836)
Closing Balance	994,230	229,422
9.00 Current liabilities		
Management fee payable to Shanta AML	1,804,363	1,330,035
Trustee fee payable to BGIC	239,343	14,932
Custodian fee payable to Brac bank	70,866	32,797.86
Audit fee payable	17,108	34,500
VAT & TDS payable	-	1,647
Dividend payable	8	
Payable to investor	10,564	115
Total current liabilities	2,142,252	1,414,026
10.00 Net Asset Value (NAV) Per Unit (At Cost Price)		
Net Asset Value	310,179,262	132,671,155
Number of Units	30,662,352	13,178,206
NAV per Unit at Cost	10.12	10.07
11.00 Net Asset Value (NAV) Per Unit (At Market Price)		
Net Asset Value	309,480,334	131,156,191
Number of Units	30,662,352	13,178,206
NAV per Unit at Market Value	10.09	9.95



	Amount in Taka From January 01, 2023 to June 30, 2023	Amount in Taka From January 01, 2022 to June 30, 2022
12.00 Gain form sale of shares		
AMPL	112,101	-
APSCLBOND	1,860	-
BDTHAIFOOD	-	186,344
IBBLPBOND	30,908	-
ICICL	261,298	-
KFL	-	803,034
MARICO	1,956	4,222
MASTERAGRO	-	179,229
MEGHNAINS	193,393	-
MOSTFAMETL	-	152,845
ORYZAAGRO	-	194,915
PREBPBOND	186,100	-
SADHESIVE	-	595,605
SUMITPOWER	-	105,485
TILIL	426,913	-
UNIONBANK	-	765,753
UNIONINS	-	516,889
LR Gratuity opportunity Fund	-	266,560
Less: Lose from sale of shares		
ACTIVEFINE		1,985,682
AIBLPBOND	2,019	-
BATBC	1,119,853	-
BEXGSUKUK	1,200,100	100,150
BRACBANK	238,247	1,051
BSCCL	150,356	-
EBL	195,969	-
GIB	958,380	-
GP	-	150,366
IBBL2PBOND	100	-
POWERGRID	-	1,362,347
RENATA	265	-
SJIBLPBOND	67,061	-
SQUARETEXT	6,600	-
Total Gain	(2,724,420)	171,284

13.00 Interest on bank deposits

Interest on SND accounts

The City Bank Limited, Gulshan branch	165,929	160,922
The City Bank Limited, Gulshan branch (subscription)	28,275	1,796
Community Bank Bangladesh Limited, Gulshan branch	648,014	274,366
SCB-02371153301, Gulshan branch	18	-
BRAC Bank, Mirpur branch (SIP)	571	-
Interest on IPDC Finance limited,FDR-25348	-	80,164
Interest on IPDC Finance limited,FDR-22579	-	192,082
Interest on IPDC Finance limited,FDR-19415	-	6,084
Interest on IPDC Finance limited,FDR-19414	-	149,137
Interest on IPDC Finance limited,FDR-29676, 29677	126,986	-
Interest on Community Bank Bangladesh Ltd, FDR-0024423-6	704,197	-
Interest on IPDC Finance limited,FDR-31901-7	1,157,345	-
Interest on Community Bank Bangladesh Ltd, FDR-0024467-70	232,568	-
Interest on Exim Bank Limited, FDR-1173982-3	224,372	-
Interest on Exim Bank Limited, FDR-1250313-5	37,948	-
Interest on Dhaka Bank Limited, FDR-331904	62,856	-
Interest on T-Bills	500,095	-
Interest on 05Y BGTB	109,315	-
Total	3,998,489	864,551



	Amount in Taka From January 01, 2023 to June 30, 2023	Amount in Taka From January 01, 2022 to June 30, 2022
14.00 Dividend income		
APSCLBOND	1,050	1,700
BATBC	119,680	157,500
BRACBANK	-	37,500
EBL	-	128,750
IBBLPBOND	-	78,843
BEXGSUKUK	-	580,000
MARICO	-	38,250
MEGHNAINS	1,865	-
PREBPBOND	-	465,035
Total	122,595	1,487,578
15.00 Other operating expenses		
Bank charges & Excise duty	21,090	67,997
Advertising expenses	165,685	205,361
BO & CDBL charge	5,342	11,426
IPO expenses	3,000	8,000
CDBL data connectivity	9,132	9,132
Total	204,249	301,916

